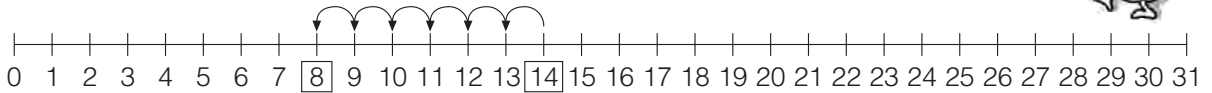
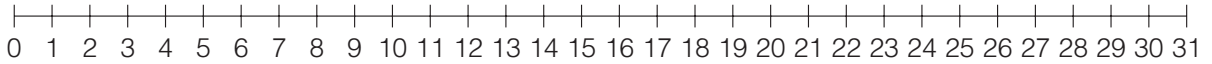


Sulla linea dei numeri

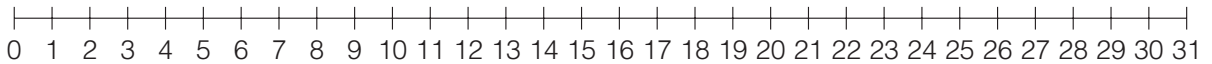
1 - Esegui le sottrazioni sulla linea dei numeri, come nell'esempio.



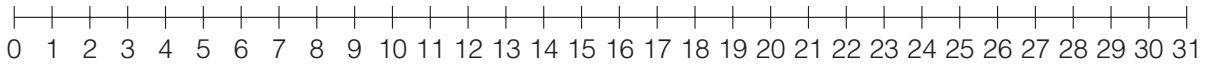
$$14 - 6 = 8$$



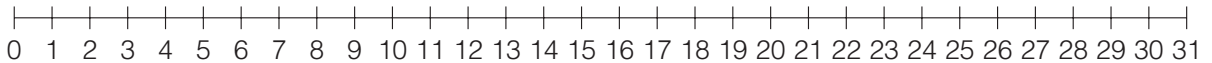
$$18 - 8 = \dots$$



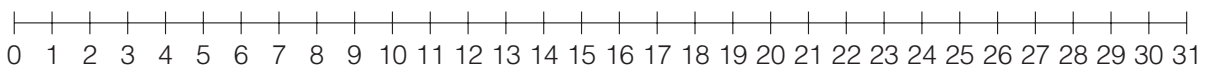
$$20 - 5 = \dots$$



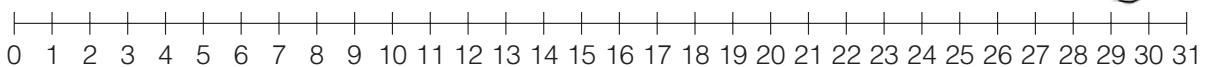
$$24 - 4 = \dots$$



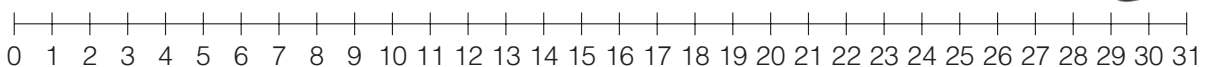
$$27 - 6 = \dots$$



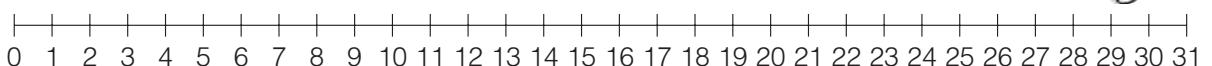
$$19 - \dots = 11$$



$$21 - \dots = 14$$



$$30 - \dots = 16$$



$$31 - \dots = 12$$

Sottrazioni in tabella

1 - Completa le tabelle e fai le tue osservazioni.

1)

→	2	4	6	8	10
10					
12					
14					
16					
18					
20					

2)

→	6	7	8	9	10	11	12	13	14	15	16
1											
2											
3											
4											
5											

3)

→	1	3	5	7	9
9					
11					
13					
15					
17					
19					



4)

→	1	2	3	4	5	6
7						
8						
9						
10						
11						
12						
13						
14						
15						
16						

5)

→	0	2	4	6	8	10	11	12	13	14
5										
7										
9										
11										
13										
14										

- Confronta le tabelle 2 e 4 e fai le tue osservazioni.
- Osserva le tabelle 1 e 3 e fai le tue osservazioni.

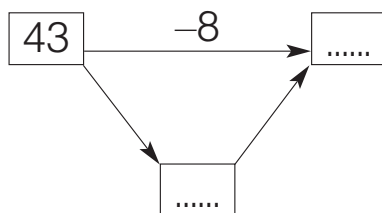
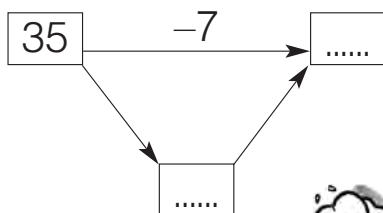
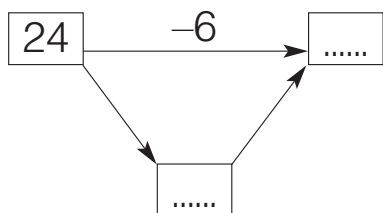
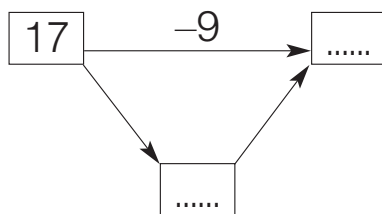
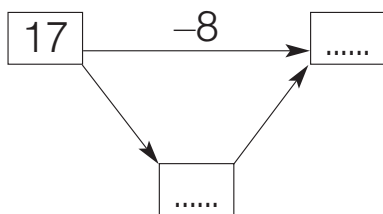
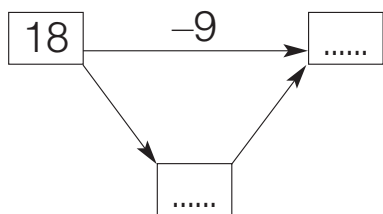
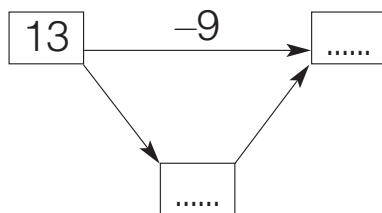
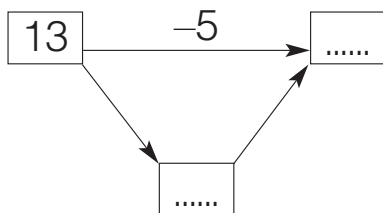
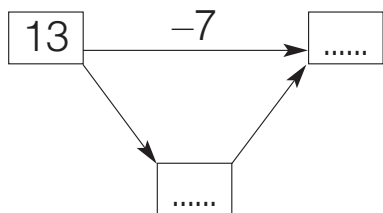
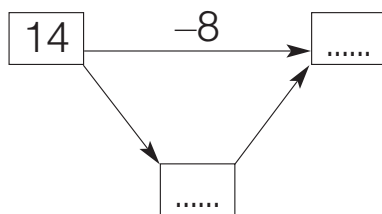
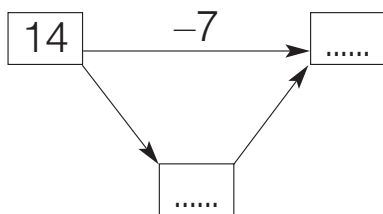
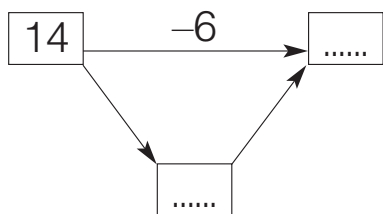
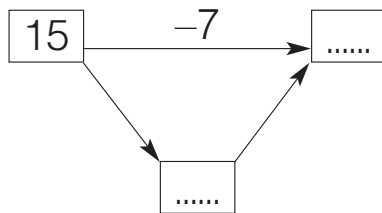
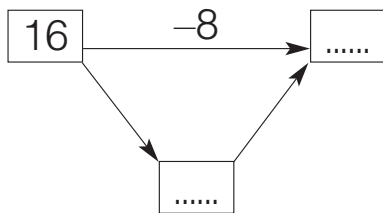
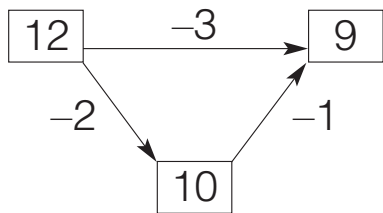
2 - Completa come vuoi tu le tabelle.

→										

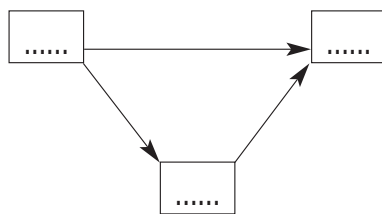
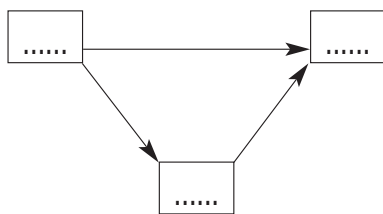
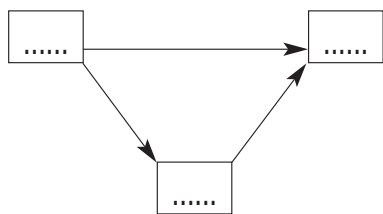
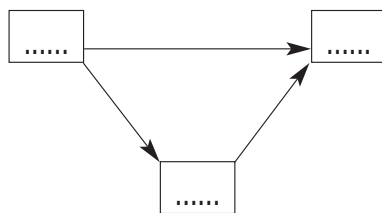
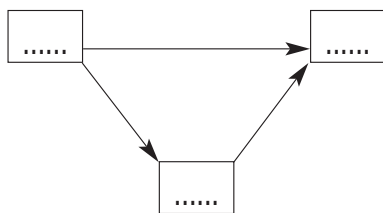
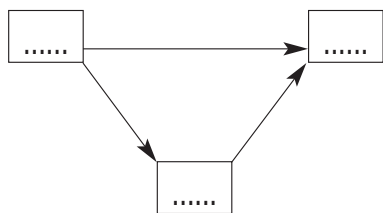
→										

Per calcolare velocemente...

1 - Sottrai passando attraverso la decina, come nell'esempio.

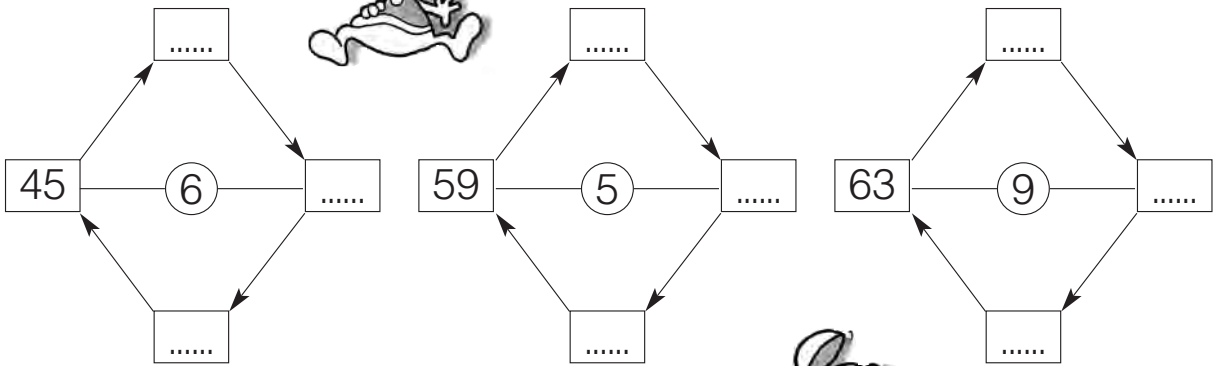
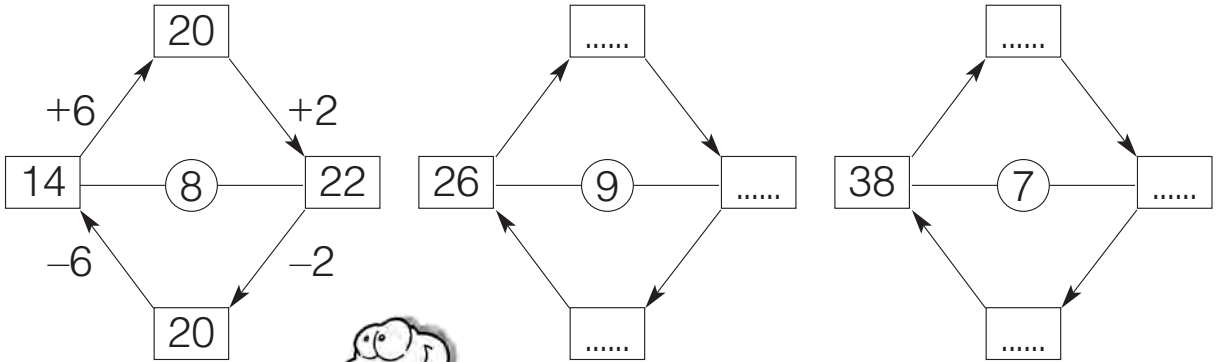


2 - Completa con i numeri che vuoi tu.



Giocare con i numeri

1 - Completa come nell'esempio.



2 - Completa come vuoi tu.

